REV	ZONE	DESCRIPTIONS	DRWN	APPVD

DWG. NO.

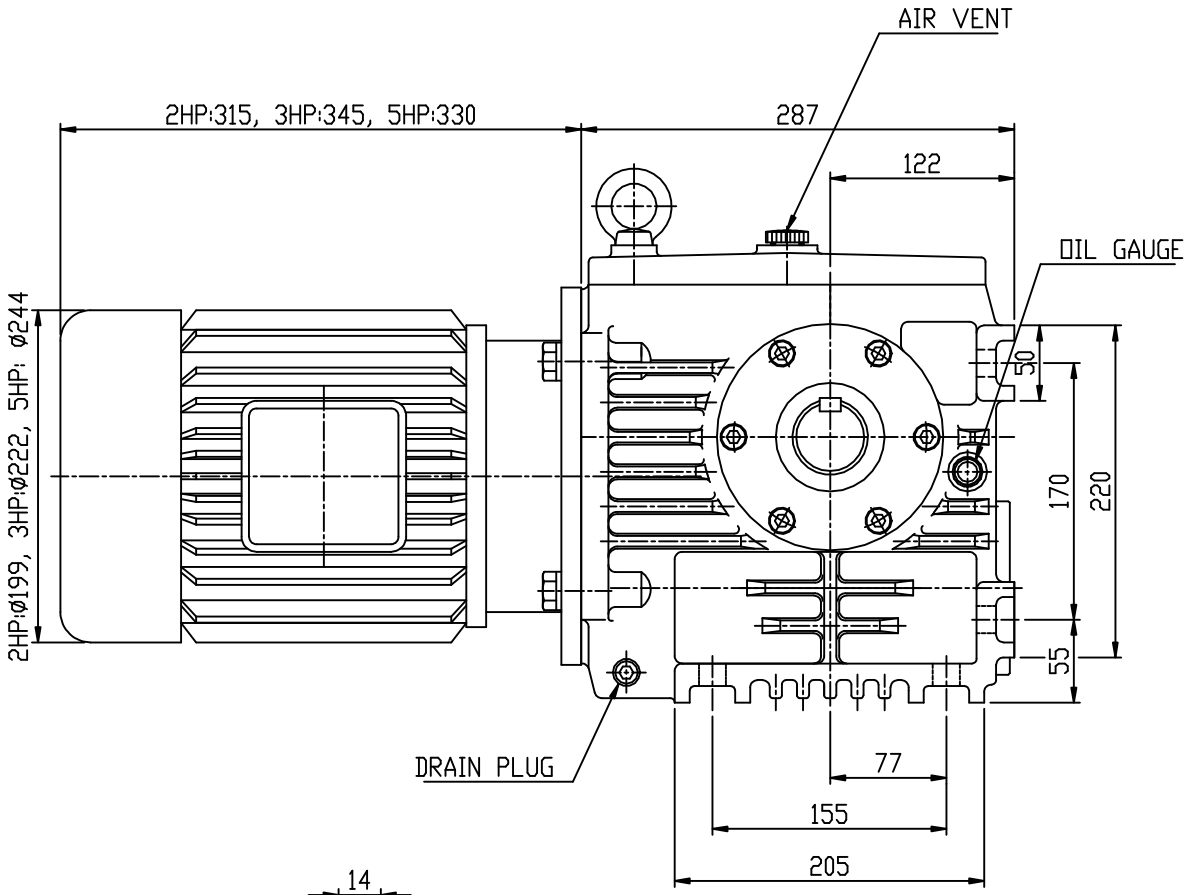

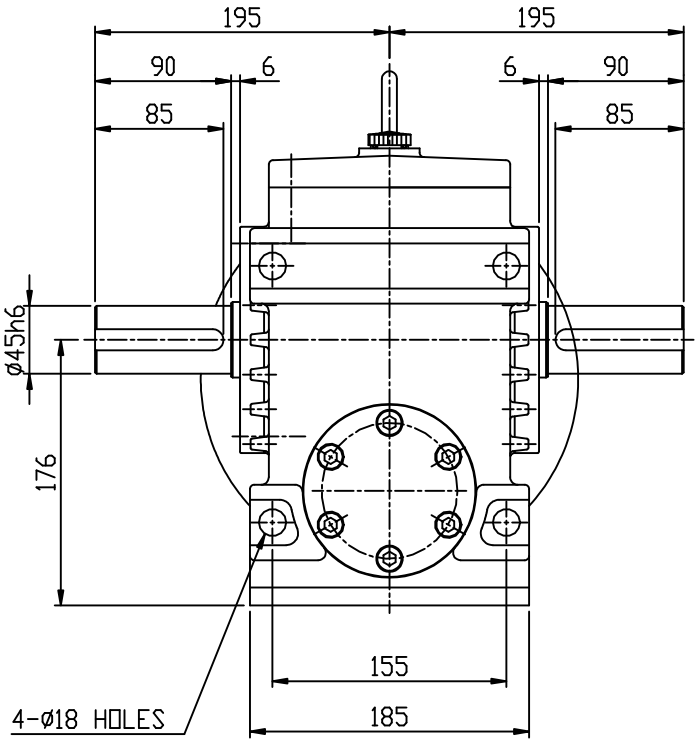

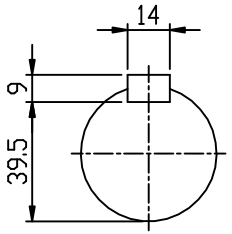

OUTPUT SHAFT

NO	PART NUMBER	DESCRIPTIONS	Q'TY	MATERIAL

표기외 표준 가공 및 공차	
각도: ₩U+00B10.5 ₩U+00B0	6 – 30 :±0.1
CHAMFER: C1.0	30 – 120 :±0.15
FILLET: R1.0	120 – 315 :±0.2
마무리: ▽▽	315– 1000 :±0.3
열처리:HRC	1000 이상 :±0.5

본 도면은 (주)삼양감속기의 기술 자산입니다. 본 도면은 저작 재산권 등의 법규에 의하여 보호되며, (주)삼양감속기로부터 문서에 의한 승인 없이는 본 도면의 전

	NAME	DATE	SCALE	TITLE	SHEET
DESIGNED	김 영남	02.1.28	1/10	OUTLINE HELICAL WORM REDUCER W45B	1/1
CHECKED					
APPROVED					

SAMYANG
REDUCTION GEARS CO., LTD

DWG SIZE A4 | DWG. NO. W45B 양축 | REV

50mm